


TECHNICAL DATA

Series NOL fully automatic oil burners Models NOL18/30/35/50/60/85/100-38



The Nu-way NOL18 to NOL100-38 pressure jet burners are designed for automatic operation with burner outputs from 147 - 2940 kW. Available for high/low operation, it is marketed to meet the requirements of international markets. The burner will fire pressurised systems having resistances as listed under burner selection, and also systems having a maximum draught of 0.125 kPa (13 mm wg: 0.5 in wg) at full rating.

AIR REGULATION

Air control is by letter box type damper.

CONTROLS

The NOL burners may be controlled by suitable thermostats, time switches, etc. Burners are supplied complete with a pre-wired control panel. An additional panel is supplied on steam boiler applications, containing relays, feed water pump starter (direct-on-line up to 4 kW, with star delta above), etc., to steam boiler A.O.T.C. requirements.

FUEL

Light distillate oil Class D (1.5-5.5cSt at 40°C).

BURNER OUTPUTS

Based upon Gross CV of 45.5 MJ/kg.

FUEL SYSTEM

Suitable for single pipe gravity or two pipe suction lift systems. Twin nozzle, high/low/off operation: Maximum turndown 2:1: Fuel filter with disposable element as supplied having a fuel connection 1/2" BSP female thread.

ELECTRICAL DATA

See Data Table overleaf. Burners for 230 V, 1 ph, 50 Hz and other electricity supplies are available to special order.

CONSTRUCTION

Monobloc design with metric dimensions, using fasteners to ISO standards. Designed for flange mounting. Fan and all inner assembly are accessible by removal of top cover plate.

SAFETY FEATURES

Flame supervision by photo-electric cell with synchronous sequence controller for automatic start up, running and shut-down of the burner.



ELECTRICAL DATA *All data is calculated at 415 volts. All motors are 2 pole, 2800 rpm.*

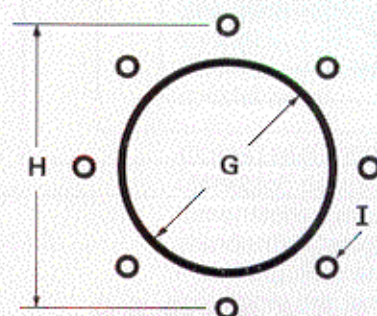
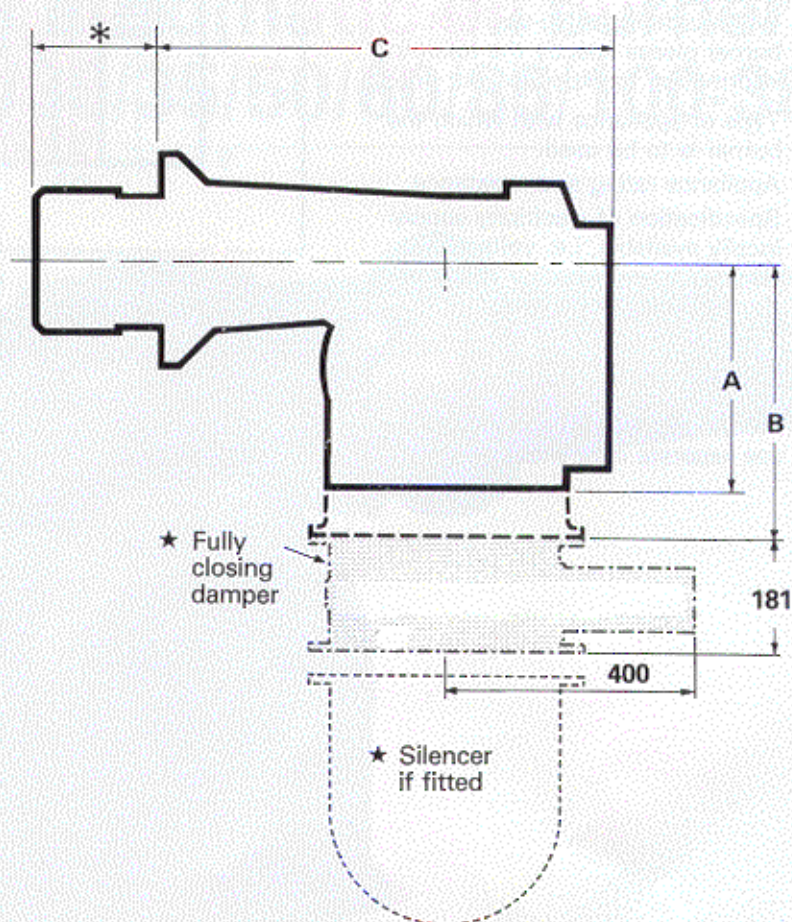
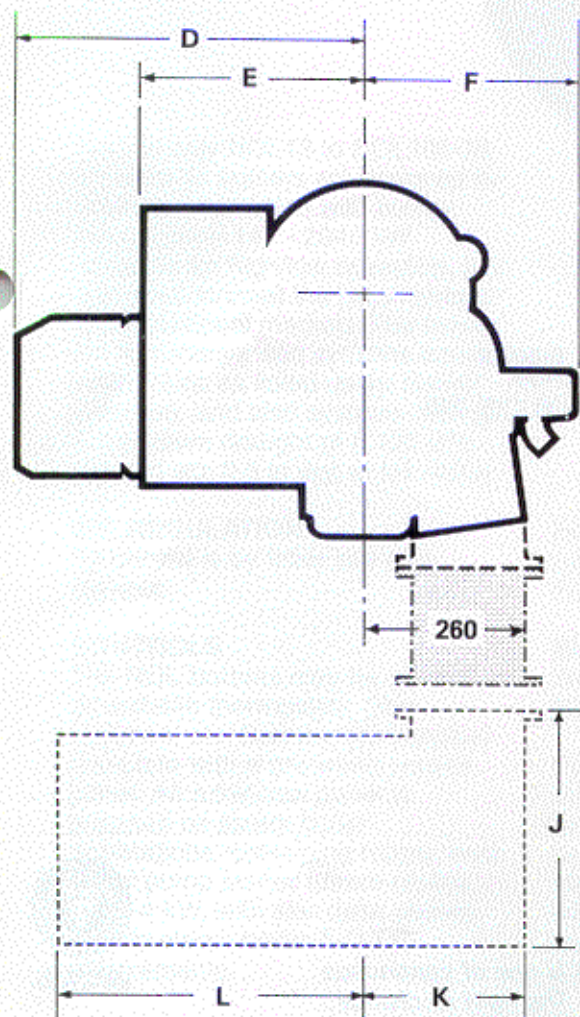
BURNER MODEL	FAN MOTOR		START CURRENT (A PHASE)	RUN CURRENT (A PHASE)	CABLE SIZE (MM ²)	HRC FUSE (A)
	(KW)	(HP)				
NOL18-34	2.2	3.0	25	4.6	1.5	15
NOL18-38	3.0	4.0	35	6.1	1.5	20
NOL30-25	1.1	1.5	15	2.5	1.5	10
NOL35-25	1.1	1.5	15	2.5	1.5	10
NOL35-34	2.2	3.0	25	4.6	1.5	15
NOL35-38	3.0	4.0	35	6.1	1.5	20
NOL50-28	2.2	3.0	25	4.6	1.5	15
NOL50-34	3.0	4.0	35	6.1	1.5	20
NOL50-38	4.0	5.5	45	8.0	2.5	25
NOL60-28	3.0	4.0	35	6.1	1.5	20
NOL60-34	4.0	5.5	45	8.0	2.5	25
NOL60-38	4.0	5.5	45	8.0	2.5	25
NOL85-38	5.5	7.5	40	11.5	2.5	20
NOL100-38	7.5	10.0	60	14.4	4.0	25

DIMENSIONS

MODEL	A	B	C	D	E	F	G	H	I	J	K	L	Weight kg
NOL18-34	387	440	686	420	340	337	230	305	10	381	260	476	99.1
NOL18-38		480	737	457	340	350	230	305	10	381	260	476	113
NOL30-25	314	480	542	307	—	300	230	254	10	381	216	299	53
NOL35-25	314	480	542	307	—	300	230	254	10	381	216	299	53
NOL35-34	387	440	686	420	340	337	230	305	10	381	260	476	99.1
NOL35-38		480	737	457	340	350	230	305	10	381	260	476	113
NOL50-28	387	440	686	420	340	337	254	305	10	381	260	476	94.5
NOL50-34	387	440	686	457	340	337	254	305	10	381	260	476	96.4
NOL50-38		480	737	480	340	350	254	305	10	381	260	476	113
NOL60-28	387	440	686	457	340	337	254	305	10	381	260	476	94.5
NOL60-34	387	440	686	480	340	337	254	305	10	381	260	476	96.4
NOL60-38		480	737	480	340	350	254	305	10	381	260	476	113
NOL85-38		480	737	537	490	350	254	305	20	381	260	476	129
NOL100-38		480	737	537	490	365	280	305	10	381	260	476	129

All dimensions are in mms. The above details are for guidance only and should not be used for manufacturing or installation purposes. Full technical drawings are available from Nu-Way drawing office upon receipt of order.

* Standard projections
240 and 430



* Optional extra

MODELS

NOL 18 to 100-38

ORDERING INFORMATION

When ordering a Nu-way NOL burner please specify the following information to expedite your order:

Type of appliance with which the burner is to be used.

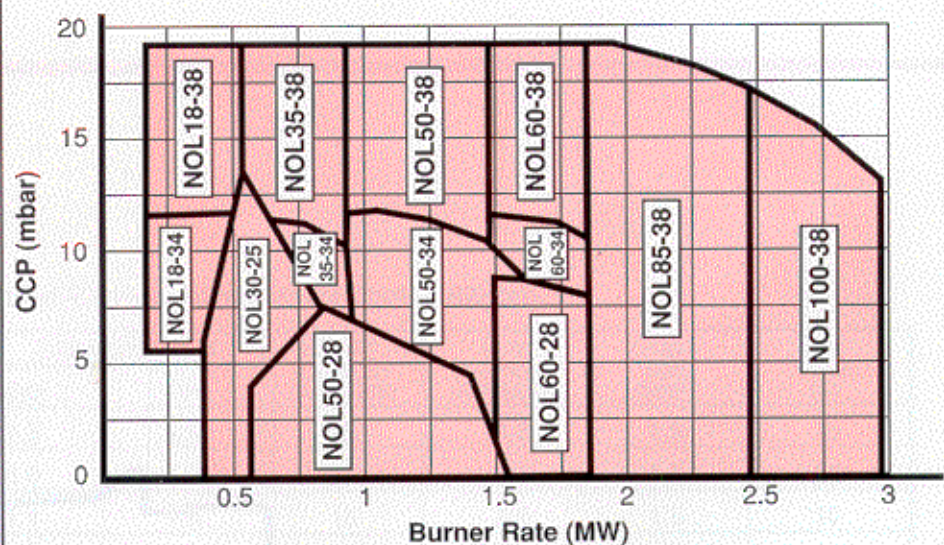
Appliance rating and resistance.

Specification of electricity supply locally available, i.e. voltage, frequency and whether single or three phase (3 or 4 wire).

Type of oil fuel.

For models NOL20 and NOL25, see separate data sheet.

BURNER SELECTION CHART



BURNER OUTPUT (GROSS)

BURNER OUTPUTS SHOWN ARE BASED UPON AN AIR TEMPERATURE OF 20°C AND AN ALTITUDE OF 500m

FULL BURNER DESIGNATION — NOL

BURNER TYPE NO (L) 100-38 (T) (3) (L/S) 240

OIL TYPE —

NOMINAL OUTPUT (in 100,000's Btu/hr) —

FAN DIAMETER (cms) —

OPERATION —

ELECT. SUPPLY —

CONTROL MAKE —

PROJECTION —

TYPICAL BURNER DESIGNATION

NOL100-38 T3S 240



Nu-way Limited, P.O. Box 1 Vines Lane, Droitwich, Worcestershire. WR9 8NA, England.

Tel: Droitwich (01905) 794242 (Direct Dial) & 794331

Facsimile: (01905) 794017 & Spares (01905) 795829

Email: info@nu-way.co.uk

Nu-way policy is one of continuous improvement. The right to change prices and specifications without notice is reserved.



Issue 8/98